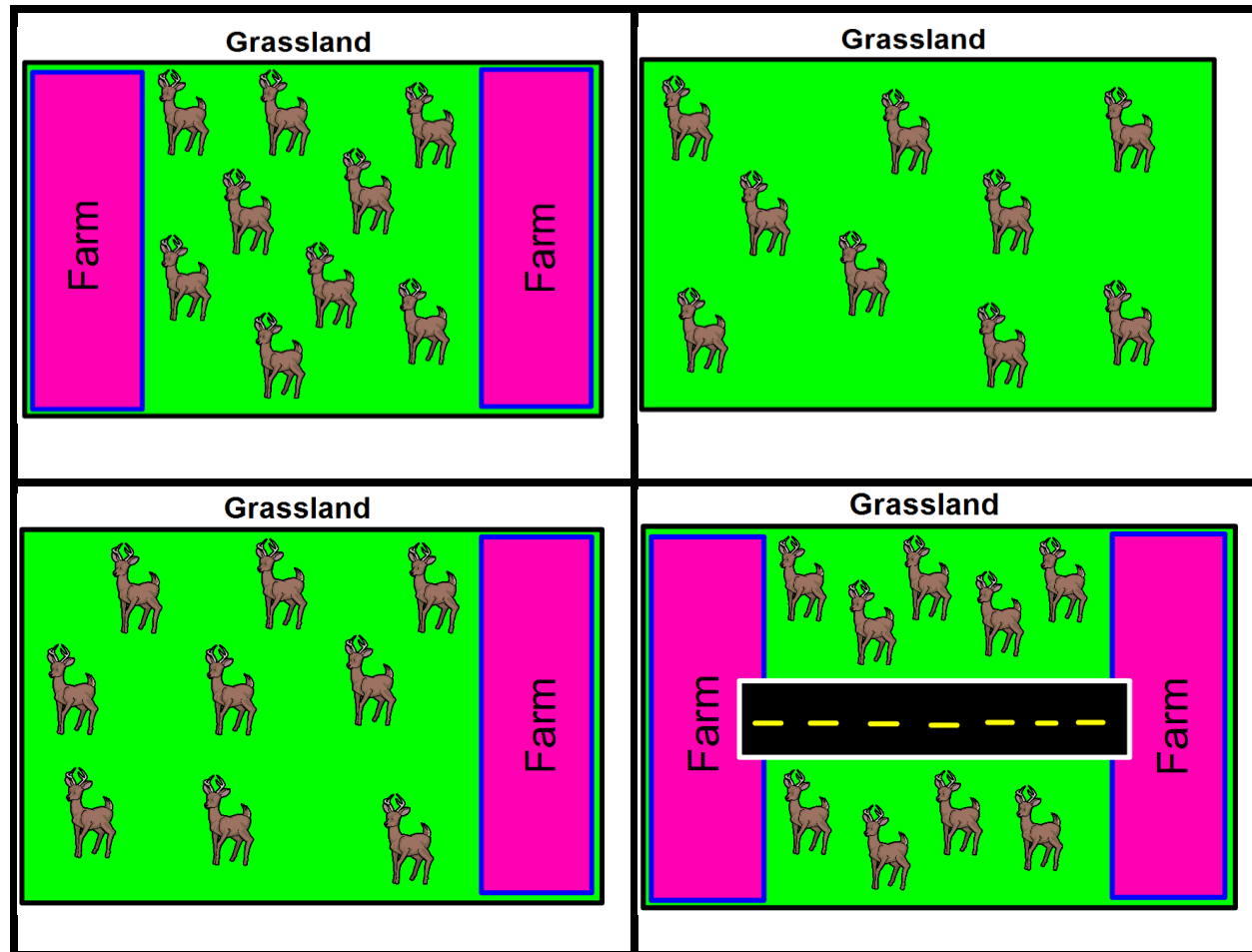


Activity 1 .Place the pictures in order and describe what you think is happening to the deer and why it is happening on the student sheet 1.



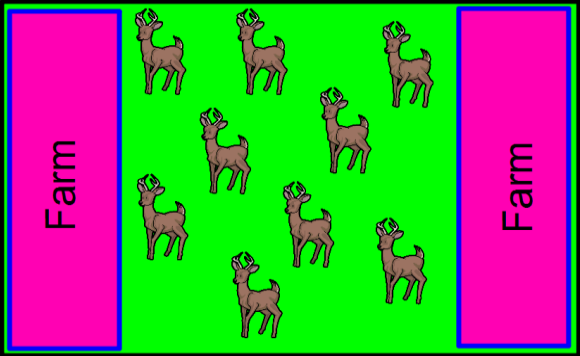
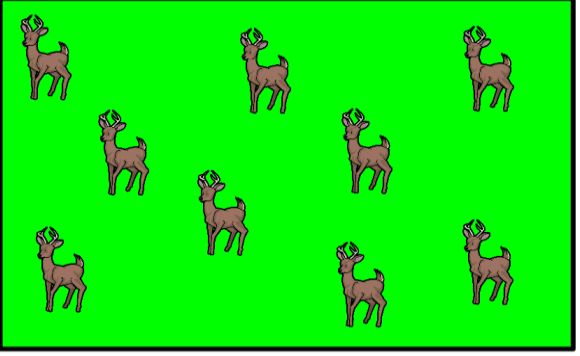
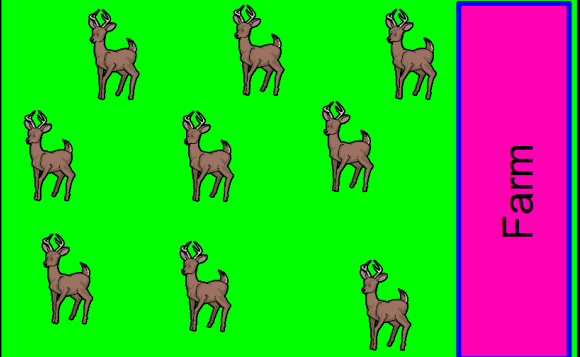
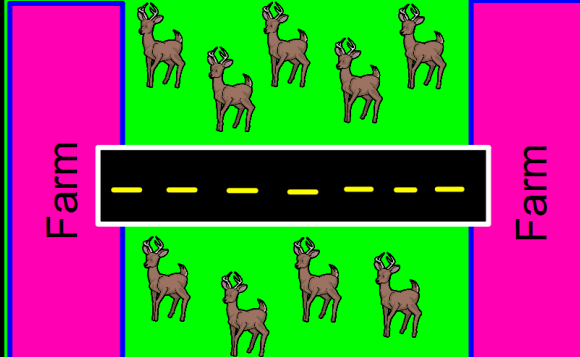
Activity 1. Student Sheet





Activity 2. Match the picture to the scenario that you think describes what is occurring.

Activity 2.

<p>Grassland</p> 	<p>Grassland</p> 
<p>Grassland</p> 	<p>Grassland</p> 

Activity 2.

Scenario

A Farmer decides that the grassland should be a farm. He buys the land and builds a very successful farm.

Scenario

The Farmer built a very successful farm. A neighboring Farmer moved into the area and built a farm in the same Grassland area.

Scenario


Various herds of deer are grazing in their grassland habitat.

Scenario


The two Farmers decided that they could benefit from trading their products between them. The Farmers build a highway between their farms to make trading easier.

Activity 2


Picture 1



Scenario 1



Picture 2




Scenario 2




Activity 2


Picture 3




Scenario 3



Picture 4



Scenario 4



Environmental Changes Instruction Cards

1. You will have two stacks of cards. One stack with the environmental change cards and one stack with the four questions.
2. Students will pull one environmental change card out to focus on. The rest of the cards will remain face down.
3. Then each of the four students will take one question card.
4. Revolve around the group and each student will take turns answering their question.
Each Student will use the sentence frame below.
I think the answer is _____
_____ the reason I believe this is because _____.
5. Next students will take the environmental card and place it at the bottom of the pile.
6. Rotate your question cards to the right and begin the process again.

1. You will have two stacks of cards. One stack with the environmental change cards and one stack with the four questions.
2. Students will pull one environmental change card out to focus on. The rest of the cards will remain face down.
3. Then each of the four students will take one-question cards.
4. Revolve around the group and each student will take turns answering their question.
Each Student will use the sentence frame below.
I think the answer is _____
_____ the reason I believe this is because _____.
5. Next students will take the environmental card and stick it at the bottom of the pile.
6. Rotate your question cards to the right and begin the process again.

Environmental Changes

Overgrazing



Farming



Lumbering



Beaver Dam



Forest Fire



Building a Highway



Pollution



Environmental Change Questions

How might this change have a negative effect on this environment?

How might this change have a positive effect on the environment?


What might happen to the organisms in this environment as a result of this change?

What might have been done to prevent this environmental change?

What could be the long-term effects of this environmental change?

What role did humans play in this environmental change?

What created this change in the environment?



Mr. Farmer has decided to build his farm over the rabbit habitat. Mr. Robert A. Rabbit has decided to take him to court. Write a complaint letter on behalf of Mr. Rabbit.

Role- Mr. Robert A Rabbit

Audience- all human beings

Format- complaint letter


Topic- How building that new highway is affecting my family and me.

Activity 4.

Cut out the pieces and use them with **Activity 4** student sheet.

Outcome Due to the changes the deer population will increase.	Outcome The deer population will not be affected.
Outcome Because of the changes, the deer population will increase.	Outcome The farmers will be affected and leave their farms.

Scenario A Farmer decides that the grassland should be a farm. He buys the land and builds a very successful farm.	Scenario Various herds of deer are grazing in their grassland habitat.
Scenario The Farmer built a very successful farm. A neighboring Farmer moved into the area and built a farm in the same Grassland area.	Scenario The two Farmers decided that they could benefit from trading their products between them. The Farmers build a highway between their farms to make trading easier.



Activity 4 student sheet.

Match the picture with the correct scenario and outcome.

Picture

Scenario

Outcome

Picture

Scenario

Outcome

Picture

Scenario

Outcome

Activity 4 student sheet.

Match the picture with the correct scenario and outcome.

Picture

Scenario

Outcome

Picture

Scenario

Outcome

Picture

Scenario

Outcome