

First color the pictures. Then create a Mnemonic to help you remember the order of the planets from the Sun.



M



V




E




M



J



S



U



N

Steps To Create Solar System Model


Step 1. Cut out and Color the Planets and the Sun. Be sure to color on the back and the front.

Step 2. Label the objects on the backside.

Step 3. Using a pencil punch a hole in the center of each picture.

Step 4. Tie the string to the end of a paperclip then put the string through the Sun first.

Step 5. Put the string through the holes of each planet beginning with Mercury and ending with the last planet.



Planet Cutouts



Mercury



Venus



Earth




Mars



Jupiter



Saturn



Uranus



Neptune

Analyze the Model.

Is the model an accurate representation of our Solar System? Why or why not?

What would improve our model's accuracy?

What are the most accurate aspects of our model?

Draw a picture of _____ planet and then research and answer the questions below.



1. How far away from the Sun is _____? (For example; Is it the fifth planet from the Sun?)
2. What two planets are closets to _____?
3. What are some unique characteristics of this planet? Think about what makes this planet special.