



This is a
THERMOMETER.



Thermometers
tell us what the




temperature is.

Thermometers
tell us when it is



hot.

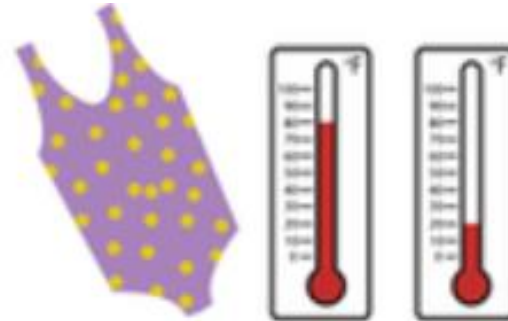
Thermometers
tell us when it is



cold.

Look at the clothing.
What thermometer do you
think would match the clothing
in the picture?

What thermometer would represent the
clothing?




What thermometer would represent the
clothing?



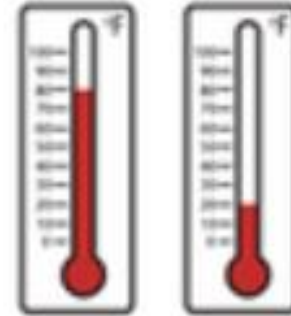
What thermometer would represent the
clothing?



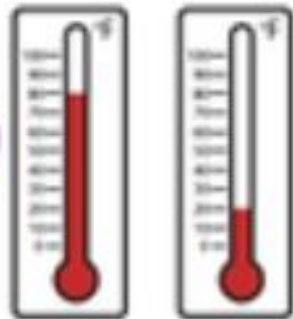
What thermometer would match the picture?



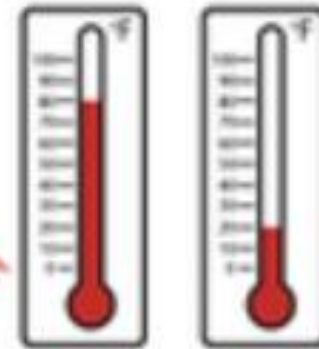
What thermometer would represent the clothing?



What thermometer would represent the clothing?



What thermometer would represent the clothing?



Texture

is how something feels.



Things can feel



smooth like a feather.



Things can feel rough like a rock.



Texture scavenger hunt. Look in the classroom and see if you can complete the hunt!

Find something in our class that has a smooth texture!

Name _____

Picture

Find something in our class that has a smooth texture!

Name _____

Picture

Find something in our class that has a smooth texture!

Name _____

Picture

Find something in our class that has a rough texture!

Name _____

Picture

Find something in our class that has a rough texture!

Name _____

Picture

Find something in our class that has a rough texture!

Name _____

Picture

Flexibility

is how easy an object bends.

Some things are very flexible like a rubber band.



Some things are not flexible like a rock.



If you want to know if an object is flexible. Just grab it and try to bend it.



Flexible Fun!

Flexible

Not Flexible

Test the following items to see if they are flexible or not.

- 1. Your body. Bend and try to touch your toes.**
- 2. A piece of paper.**
- 3. A pencil.**
- 4. Pick one finger on your hand and see if it is flexible.**
- 5. Your backpack.**
- 6. A desk.**
- 7. A chair.**
- 8. Your hair on your head.**
- 9. Your shoe.**
- 10. Your shirt.**



Facts about Solids

Solids keep their shape.

Facts about Solids

Liquids shape change to fit their container.

Facts about Solids

Solids do not take the shape of their container. They have their own shape.

Facts about Solids

Liquids have a smooth texture.

Facts about Solids and Liquids

Use the facts about solids and liquid cards and the picture cards to sort the pictures into the correct groups.



Solids




Liquids

Solids and Liquids are everywhere!

Find two solids in our class!

Picture



Picture

I know that these are solids because
